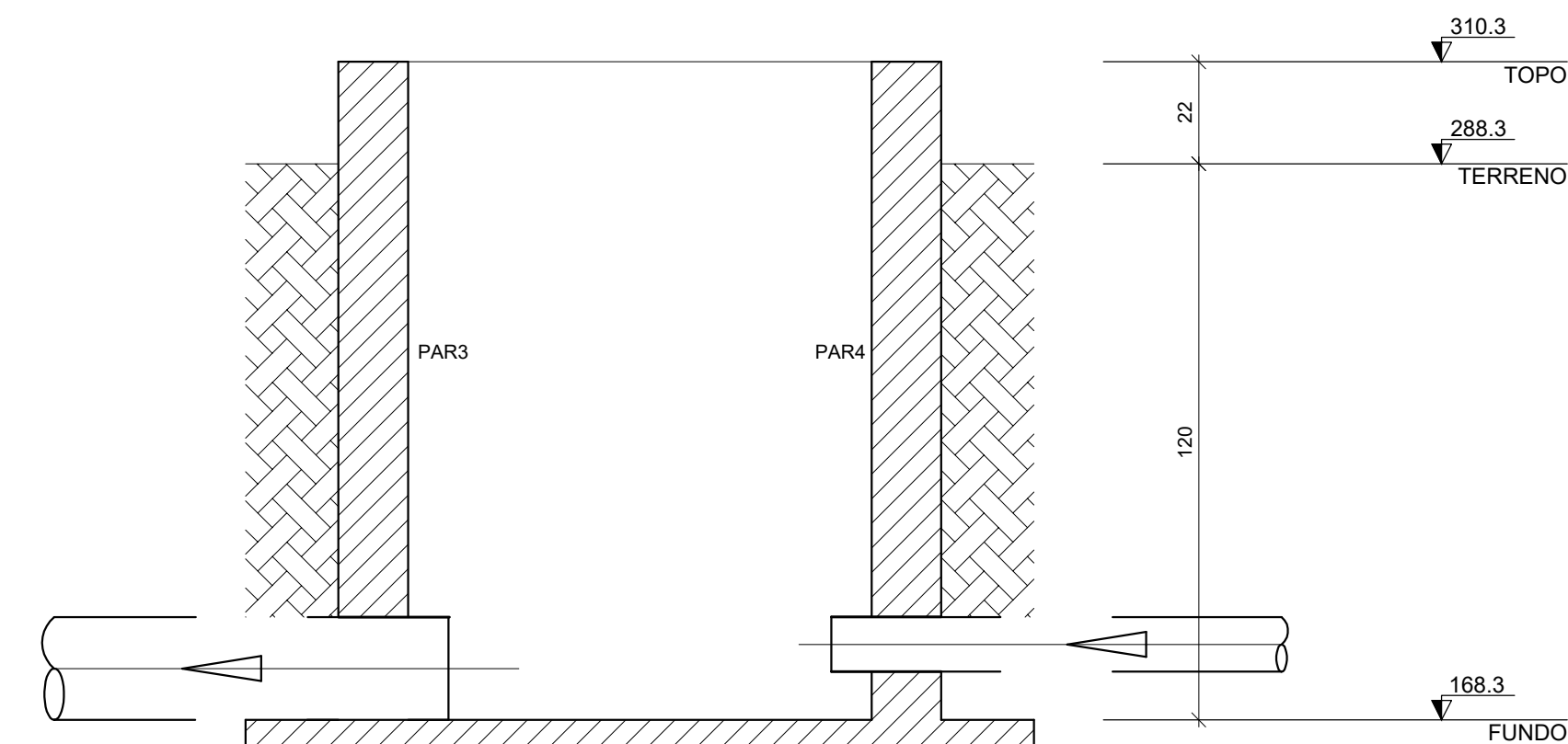
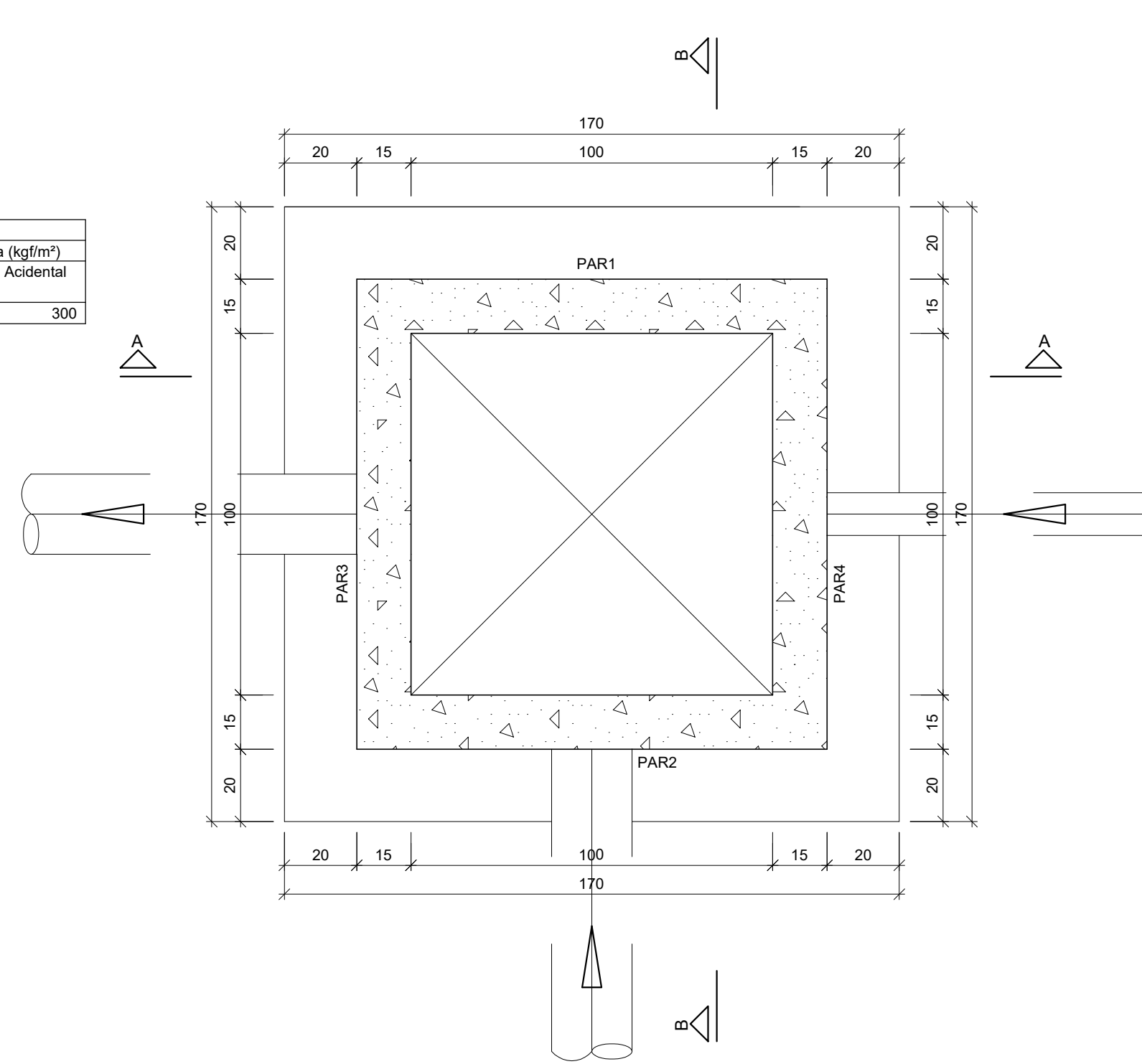
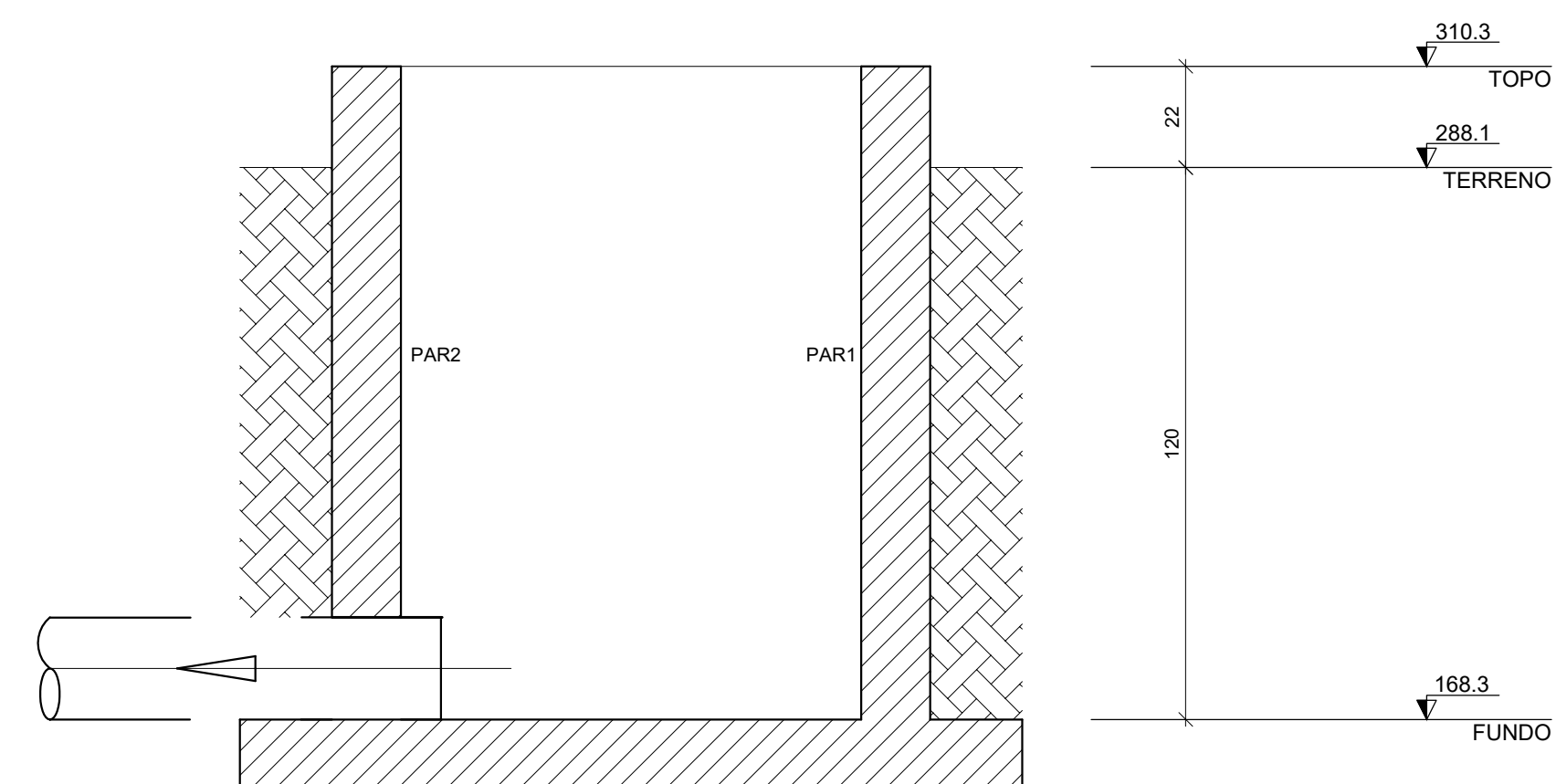


Technical drawing of a building floor plan. The plan shows a central hall (L1) with a circular feature (h=15). Surrounding the hall are four rooms: PAR1 (top), PAR2 (bottom), PAR3 (left), and PAR4 (right). The plan includes dimensions (170, 100, 15, 20, 39, 44, 12, 22, 15, 20) and section lines A-A and B-B.

AÇO	DIAM (mm)	C.TOTAL (m)	PESO (kg)
CA50	8.0	305.7	120.6
	10.0	107.4	66.2
	16.0	6.0	9.48



CORTE A
ESC 1:15



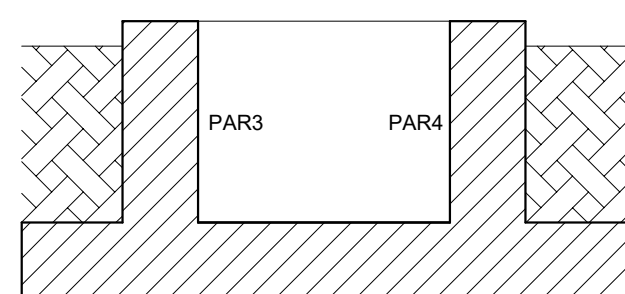
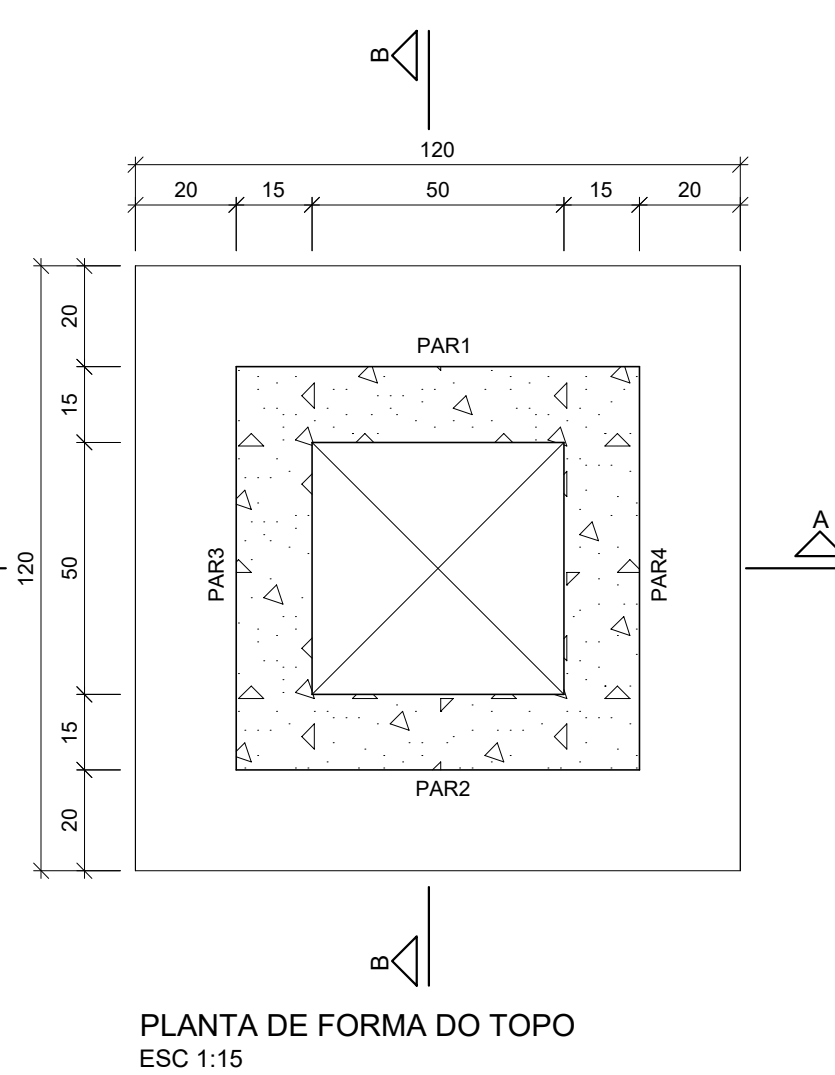
CORTE A
ESC 1:15

CAIXA DE DRENAGEM 1

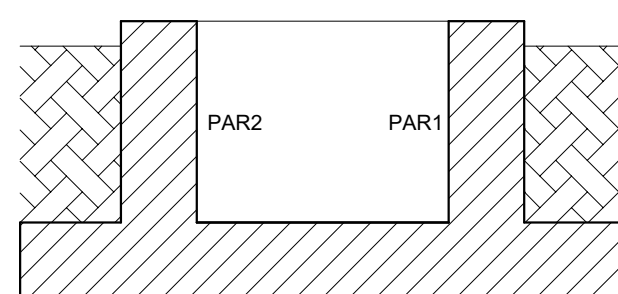
Planta de forma do fundo

ESC 1:15

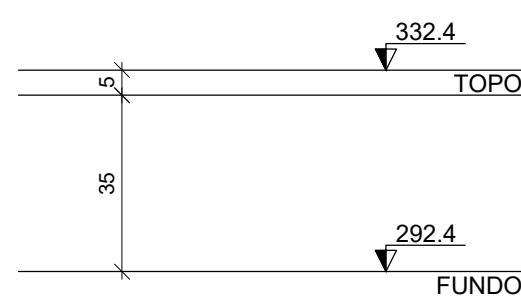
AÇO	DIAM (mm)	C.TOTAL (m)	PESO (kg)
CA50	8.0	126.2	49.8
	10.0	43.6	26.8
CA60	5.0	8.1	1.2



CORTE A-A
ESC 1:15



CORTE B-B
ESC 1:15



LEGENDA	N°	DATA	REVISÃO	ENCUTADO POR	APROVADO POR	SEINFRA		DESENHOS DE REFERÊNCIA	NÚMERO	NOTAS	CASAL	ENCUTADO POR	COMPANHIA DE SANEAMENTO DE ALAGOAS – CASAL
						ACEITO	DATA						
<p>ENCIBRA S. A. Estudos e Projetos de Engenharia</p> <p>PROJETO ESTRUTURAL EAT-02 – CAIXAS DE DRENAGEM 1 E 2 FORMAS E CORTES</p> <p>ANÁLISADO: / /</p> <p>ACEITO: / /</p> <p>VISTO: / /</p> <p>APPROVADO POR: AREL ZOCATÉ</p> <p>ASS. CREL 2004810743</p> <p>10/2022</p>													
<p>COMPANHIA DE SANEAMENTO DE ALAGOAS – CASAL</p> <p>PROJETO BÁSICO DO SISTEMA DE ABASTECIMENTO DE ÁGUA DOS POVAOS DO MUNICÍPIO DE SENADOR PAULISTA</p> <p>PROJETO ESTRUTURAL EAT-02 – CAIXAS DE DRENAGEM 1 E 2 FORMAS E CORTES</p> <p>ÁREA PROJ. POVAOADO UBERIZADOR DICE</p> <p>SUB-ÁREA PROJ. MUNICÍPIO SENADOR PAULISTA/AL</p> <p>REV. 00</p> <p>ESCALA INDICADA</p> <p>01/201</p>													